

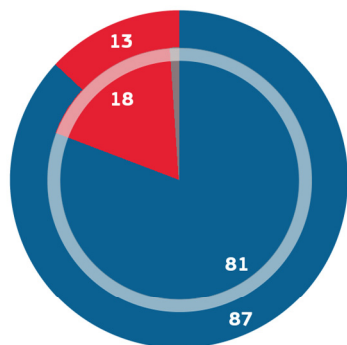
26.555 interviews
21 > 23 / 10 / 2015

1.003 interviews
21 > 23 / 10 / 2015

Methodology: telephone

1. EU CITIZENS' AWARENESS OF THEIR STATUS AS CITIZENS OF THE EUROPEAN UNION

Q1 This survey is about EU citizenship. Are you familiar with the term "citizen of the EU"? (%)



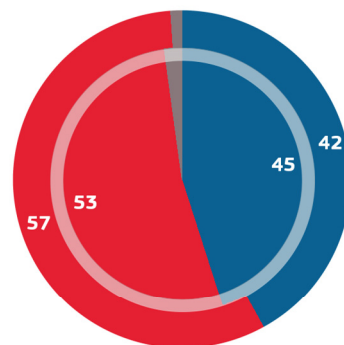
EU28 Outer pie UK Inner pie

EU28		UK	
2015	2015-2012	2015	2015-2012
87	+6	81	+1
13	-6	18	-2
0	=	1	+1

- Total 'Yes'
- No, you have never heard the term "citizen of the EU"
- Don't know

Evolution 10/2015 - 11/2012

Q2 How well informed do you feel about your rights as a citizen of the EU? (%)



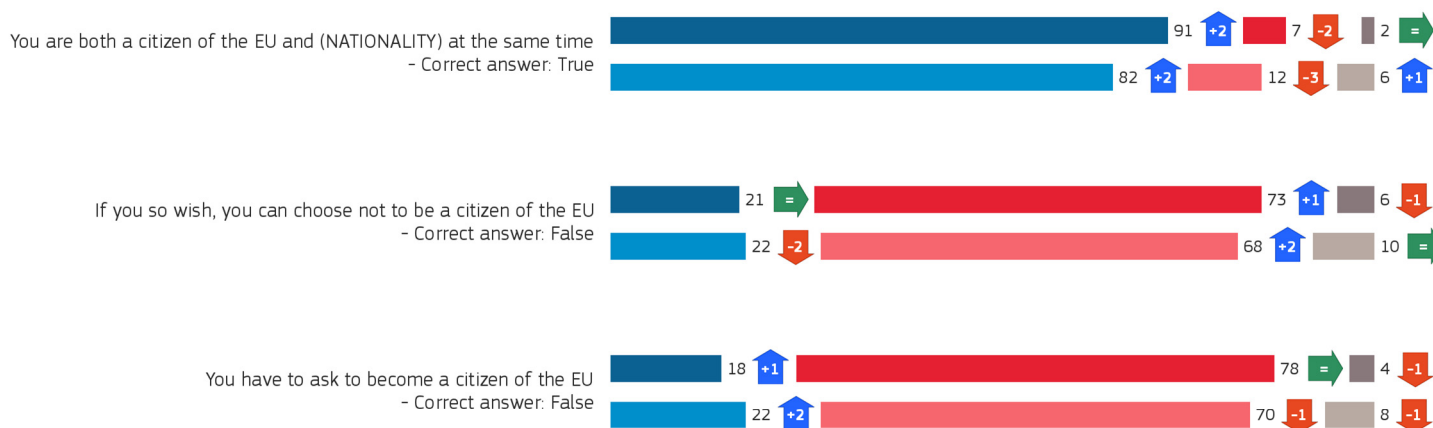
EU28 Outer pie UK Inner pie

EU28		UK	
2015	2015-2012	2015	2015-2012
42	+6	45	+10
57	-6	53	-10
1	=	2	=

- Total 'Informed'
- Total 'Not informed'
- Don't know

Evolution 10/2015 - 11/2012

Q3 For each of the statements which I am going to read out, please state whether you think they are true or false: (%)



EU28 UK

True False Don't know

Evolution 10/2015 - 11/2012

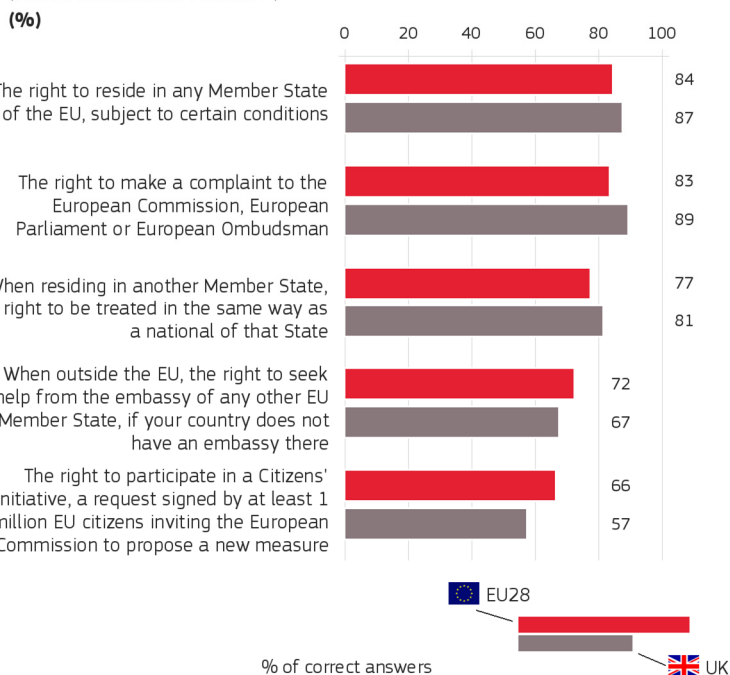
26.555 interviews
21 > 23 / 10 / 2015

1.003 interviews
21 > 23 / 10 / 2015

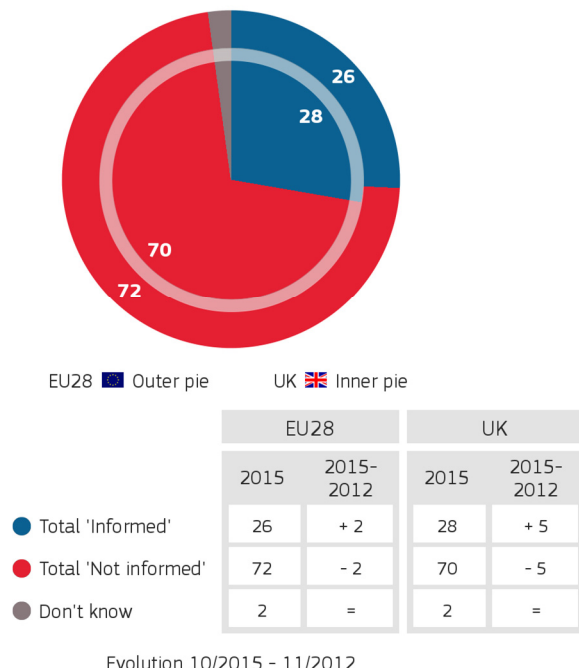
Methodology: telephone

2. EU CITIZENS' AWARENESS OF THEIR RIGHTS AND OF WHAT THEY CAN DO IF THESE ARE NOT RESPECTED

Q4 In fact, all citizens of the EU Member States are "citizens of the EU" since 1993. In your opinion, which of the following rights does an EU citizen have? (MULTIPLE ANSWERS POSSIBLE)

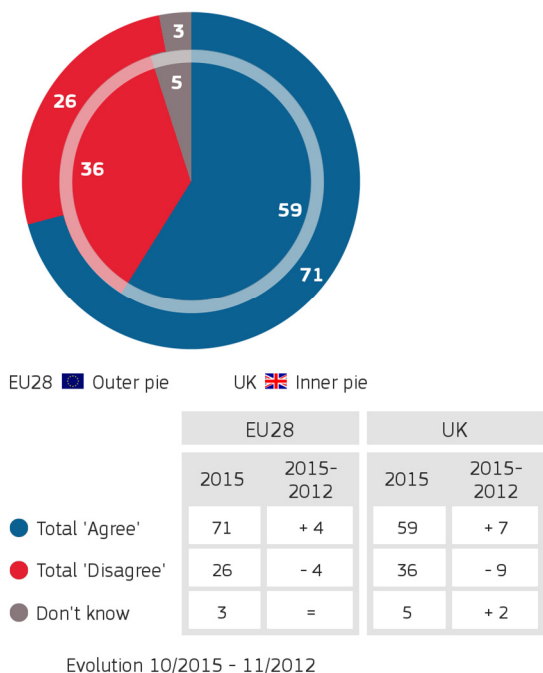


Q5 How well informed do you feel about what you can do when your rights as an EU citizen are not respected? (%)



3. THE ECONOMIC BENEFITS OF FREE MOVEMENT WITHIN THE EUROPEAN UNION

Q6 Do you agree or disagree with the following statement: Free movement of people within the EU brings overall benefits to the economy of (OUR COUNTRY). (%)



Q6 Do you agree or disagree with the following statement: Free movement of people within the EU brings overall benefits to the economy of (OUR COUNTRY). (%)

	EU28	UK
Total 'Agree'	71	59
AGE		
15-24	75	79
25-39	72	70
40-54	70	52
55 +	70	47
EDUCATION (END OF)		
15-	56	38
16-19	66	50
20+	77	76
Still studying	79	87

Socio-demographic breakdown